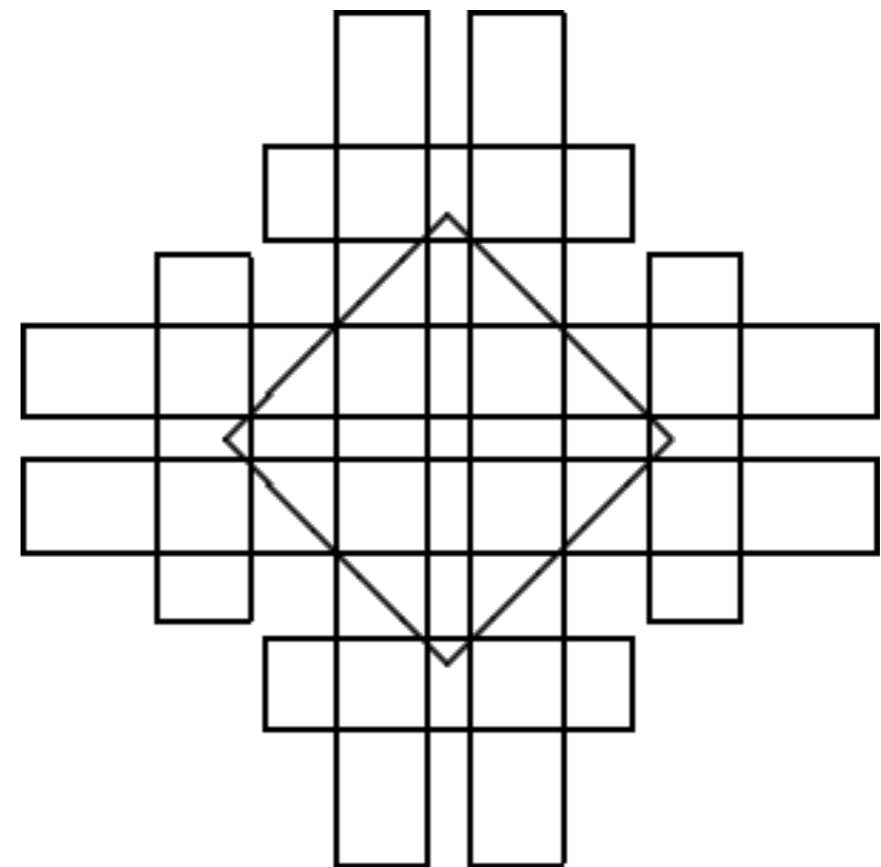


PC CHAIRS REPORT

János Pach & Lars Arge

SOCG

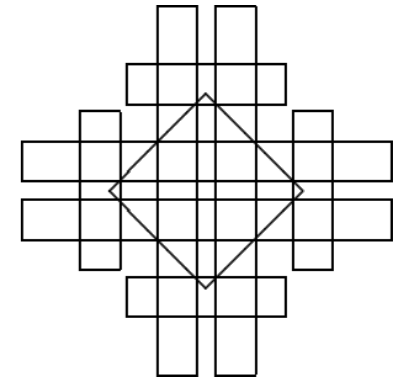
June 24, 2015



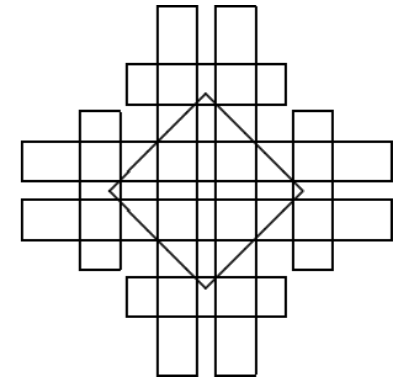
PC

- Lars Arge
- János Pach
- Boris Aronov
- Anne Driemel
- John Hershberger
- Akitoshi Kawamura
- Stefan Langerman
- Kasper Green Larsen
- Nabil Mustafa

- Amir Nayyeri
- Marcus Schaefer
- Donald Sheehy
- Anastasios Sidiropoulos
- Michiel Smid
- Monique Teillaud
- Csaba Tóth
- Antoine Vigneron
- Haitao Wang



Submissions

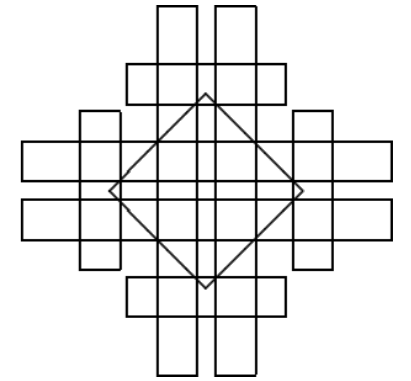


- **179 abstracts (2014: 210)**
- **154 papers - 2 withdrawn (2014: 175)**
- **59 accepted**

- **2015 (Eindhoven): 59/152 = 39 %**
- 2014 (Kyoto): 60/175 = 34 %
- 2013 (Rio): 48/136 = 35 %
- 2012 (Chapel Hill): 44/124 = 35 %
- 2011 (Paris): 55/145 = 38 %
- 2010 (Snowbird): 47/145 = 32 %
- 2009 (Aarhus): 44/170 = 26 %
- 2008 (Washington): 42/127 = 33 %
- 2007 (Gyeongju): 45/139 = 32 %
- 2006 (Sedona): 54/138 = 39 %



Process



Almost everything done electronically through EasyChair

- **Abstract submission: November 21**
- PC bidding: November 25 – November 30
- **Paper submission: December 1**
- Paper assignment: December 2
 - 3 PC members per paper; 28-29 per PC member
- Initial review phase: December 2 – January 12
 - ~475 reviews (all papers at least 3)
 - ~240 external reviewers
- Discussion phase: January 13 – February 11
 - Many accept/reject rounds
 - Much discussion (on some papers)
- **Notification: February 11**
- Reviews sent: February 16



Statistics

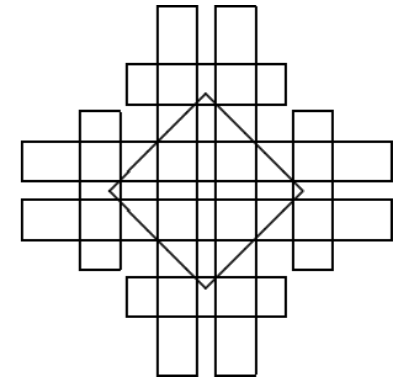
Country	Submissions
USA	53,08
Germany	17,16
Netherlands	10,43
Israel	10,18
France	9,87
Canada	8,06
Switzerland	4,87
Australia	4,32
Austria	4,26
Czech Republic	3,35
Denmark	3,17
Brazil	3,00
India	2,85
Greece	2,00
Iran	2,00
Slovenia	1,67

Country	Submissions
Slovenia	1,67
UK	1,20
Italy	1,17
Japan	1,12
Spain	1,11
Chile	1,00
Hungary	1,00
Korea	1,00
Hong Kong	0,83
China	0,75
Sweden	0,71
Poland	0,58
Belgium	0,50
Singapore	0,25
Qatar	0,20
Taiwan	0,20
Finland	0,13

Country	Acceptance rate
Czech Republic	100
Korea	100
Hong Kong	100
Belgium	100
Taiwan	100
Finland	100
Greece	100
Poland	100
Sweden	65
Canada	59
Switzerland	59
Italy	57
Iran	50
Austria	48
Netherlands	45
France	44

Country	Acceptance rate
Denmark	42
Germany	40
Israel	34
USA	30
Australia	27
Japan	15
Slovenia	4
Brazil	0
India	0
UK	0
Spain	0
Chile	0
Hungary	0
China	0
Singapore	0
Qatar	0

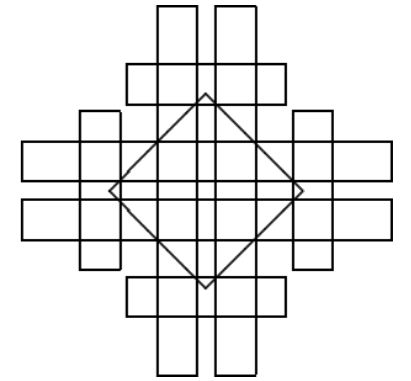
Proceedings



- Proceedings done by LIPICS for the first time
- Process (relatively) smooth
 - We collected Latex and pdf through EasyChair
 - We collected copyright forms (and student presenters) by email
 - We added volume info and page numbers
 - We made front/back-matter
 - We sent latex and copyright forms to LIPICS
 - We uploaded metadata and pdf to LIPICS
 - LIPICS corrected latex and sent us change report and pdf
 - We (and not authors) checked pdf
 - LIPICS made web-portal
 - We checked web-portal
 - LIPICS registered DOIs and DBLP, archived with German National Library



Awards



Awards given during conference dinner

Best paper award



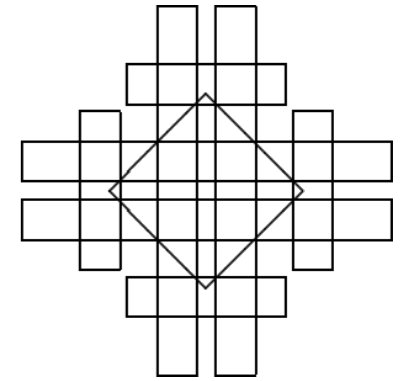
Combinatorial Discrepancy for Boxes via the γ_2 Norm

Jiří Matoušek and Aleksandar Nikolov

Best student presentation award

Best of 30 presentations by students

Thanks



In general things went pretty smooth – thanks to...

- Program committee
- External reviewers
- Steering committee
- Local organizers
- Authors
- Invited speakers
- LIPICS staff

- My special thanks to
 - Trine Holmgaard
 - Bryan Wilkinson

